



TECHNICAL DATA

Operating range:

from 0 to 32 m³/h with head up to 14 metres.

Pumped liquid: sewage water and used water in general, non aggressive.

Free passage: 50 mm.

Liquid temperature range:

- from 0 °C to +35 °C for domestic use (EN 60335-2-41).

- from 0 °C to +50 °C for other uses.

Maximum ambient temperature for operation with motor above water: +40 °C

Maximum immersion depth: 7 metres.

Motor protection class: IP 68

Insulation class: F

Standard voltage: 220-240 V - 50Hz single-phase.

380-415 V - 50Hz three-phase.

Installation: fixed or portable, vertical position.

Power cable:

10 metre H07RN-F, with plug for the single-phase version.

APPLICATIONS

Stainless steel submersible centrifugal pump with technopolymer liquid vortex impeller, suitable for lifting sewage and drain water in general containing solid matter with size up to 50 mm.

CONSTRUCTION FEATURES OF THE PUMP

Technopolymer pump body with threaded metal insert in the delivery port, seal cover, motor casing, and cover with handle in AISI 304 stainless steel. Technopolymer impeller. Insulating rubber covered handle. AISI 316 stainless steel motor shaft. Double mechanical seal with interposed oil chamber (non-toxic oil) in carbon-alumina on the motor side, and silicon carbide/silicon carbide on the pump side.

CONSTRUCTION FEATURES OF THE MOTOR

Dry, asynchronous and waterproof motor, cooled by the pumped liquid. Rotor running on permanently lubricated ball bearings, selected to ensure low noise and durability. Overcurrent protection as standard for the single-phase version, optional for the three-phase version. Permanently connected capacitor in the single-phase version. Continuous duty with liquid temperature 35 °C and completely submerged pump. The single-phase version can be supplied with float for automatic operation. Power cable: 10 metre H07RN-F, with plug for the single-phase version.

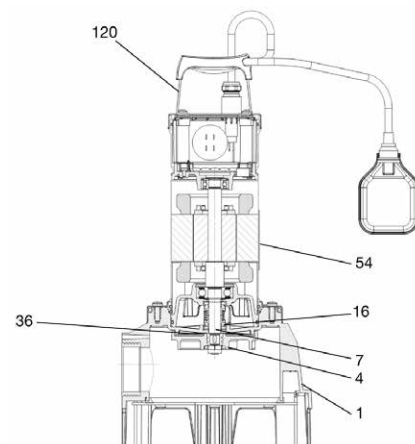
Number of poles: 2

Max starts/hour: 20

MATERIALS

N.	PARTS*	MATERIALS	
1	PUMP BODY	TECHNOPOLYMER	
4	IMPELLER	TECHNOPOLYMER	
7	MOTOR SHAFT	AISI 316 STAINLESS STEEL	
16	MECHANICAL SEAL	PUMP SIDE	SILICON CARBIDE/SILICON CARBIDE
		MOTOR SIDE	CARBON/ALUMINA
36	SEAL COVER	AISI 304 STAINLESS STEEL	
54	MOTOR CASING	AISI 304 STAINLESS STEEL	
120	HANDLE	AISI 304 STAINLESS STEEL INSULATING RUBBER COATED	

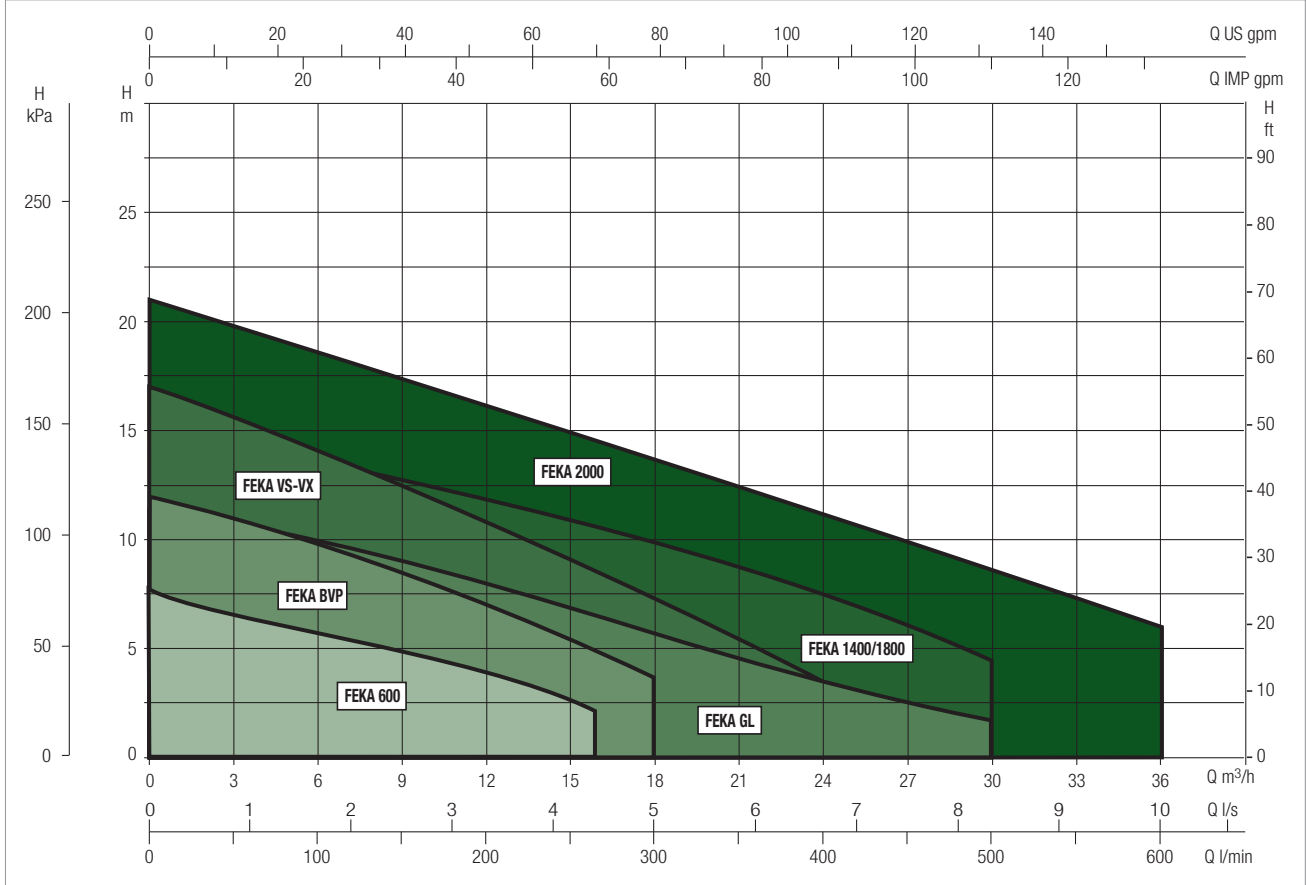
* In contact with the liquid



PERFORMANCE RANGE

The performance curves are based on kinematic viscosity values = 1 mm²/s and density equal to 1000 kg/m³. Curve tolerance according to ISO 9906.

GRAPHIC SELECTION TABLE

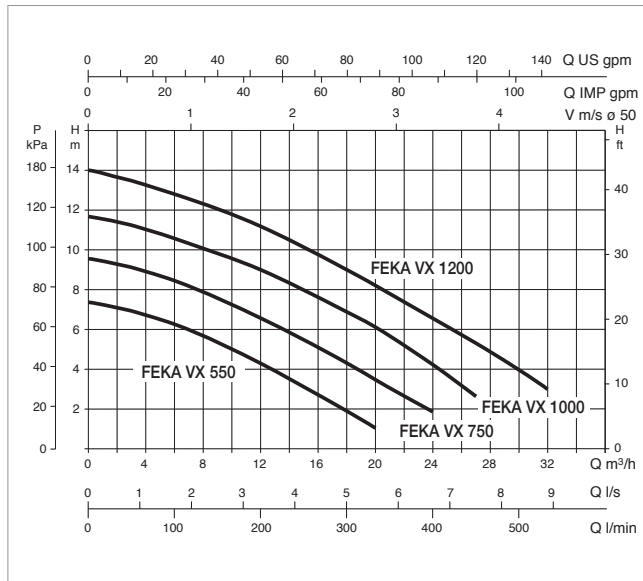
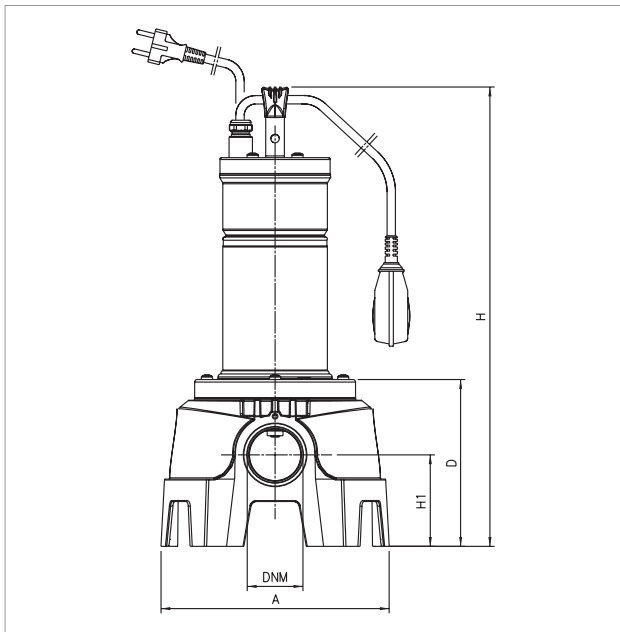


SELECTION TABLE - FEKA VX

MODEL	Q= m ³ /h	0	3	6	9	12	15	18	24	30	36
	Q=l/min	0	50	100	150	200	250	300	400	500	600
FEKA VX 550 M-T	H (m)	7.4	6.9	6.2	5.6	4.1	3.2	1.8			
FEKA VX 750 M-T		9.6	9.2	8.5	7.6	6.7	5.6	4.3	1.9		
FEKA VX 1000 M-T		11.8	11.3	10.5	9.8	9	8	6.8	4.1		
FEKA VX 1200 M-T		14	13.4	12.8	12	11.2	10.1	9	6.7		

FEKA VX - SUBMERSIBLE PUMPS FOR LIFTING WASTE WATER

Liquid temperature range: from 0 °C to +35 °C for domestic use (EN 60335-2-41) - from 0 °C to +50 °C for the other uses.



The performance curves are based on kinematic viscosity values = 1 mm²/s and density equal to 1000 kg/m³. Curve tolerance according to ISO 9906.

MODEL	ELECTRICAL DATA							
	POWER INPUT 50 Hz	P1 MAX W	P2 NOMINAL		In A	I st. A	CAPACITOR	
			KW	HP			µF	Vc
FEKA VX 550 M-NA	1 x 220V -240 V ~	927	0.55	0.75	4.2	20	20	450
FEKA VX 550 M-A	1 x 220V -240 V ~	927	0.55	0.75	4.2	20	20	450
FEKA VX 550 T-NA	3 x 400V ~	900	0.55	0.75	1.64	11	-	-
FEKA VX 750 M-NA	1 x 220V -240 V ~	1111	0.75	1	5.13	20	20	450
FEKA VX 750 M-A	1 x 220V -240 V ~	1111	0.75	1	5.13	20	20	450
FEKA VX 750 T-NA	3 x 400V ~	1038	0.75	1	1.94	11	-	-
FEKA VX 1000 M-NA	1 x 220V -240 V ~	1469	1	1.36	6.63	31	25	450
FEKA VX 1000 M-A	1 x 220V -240 V ~	1469	1	1.36	6.63	31	25	450
FEKA VX 1000 T-NA	3 x 400V ~	1374	1	1.36	2.51	16	-	-
FEKA VX 1200 M-NA	1 x 220V -240 V ~	1936	1.2	1.6	8.63	38	30	450
FEKA VX 1200 M-A	1 x 220V -240 V ~	1936	1.2	1.6	8.63	38	30	450
FEKA VX 1200 T-NA	3 x 400V ~	1865	1.2	1.6	3.44	22	-	-

MODEL	A	D	H	H1	Ø DNM	PACKING DIMENSIONS			VOLUME (m³)	WEIGHT kg
						L/A	L/B	H		
FEKA VX 550	245	179	498	98	2" F	360	600	320	0.069	16.7
FEKA VX 750	245	179	498	98	2" F	360	600	320	0.069	17.9
FEKA VX 1000	245	179	498	98	2" F	360	600	320	0.069	19.6
FEKA VX 1200	245	179	498	98	2" F	360	600	320	0.069	21.1

